


Introductory sub-table (I)(a)			
Name of the Company: Perfect-Octave Media Projects Limited			
Scrip Code, Name of the scrip, class of security: 521062, OCTAVE, EQUITY			
Quarter ended: September 30, 2013			
Partly paid-up shares:-	No. of partly paid-up shares	As a % of total no. of partly paid-up shares	As a % of total no. of shares of the company
Held by promoter/promoter group	0	0	0
Held by public	0	0	0
<b>Total</b>	<b>0</b>	<b>0</b>	<b>0</b>
Outstanding convertible securities:-	No. of outstanding securities	As a % of total no. of outstanding convertible securities	As a % of total no. of shares of the company, assuming full conversion of the convertible securities
Held by promoter/promoter group	0	0	0
Held by public	0	0	0
<b>Total</b>	<b>0</b>	<b>0</b>	<b>0</b>
Warrants:-	No. of warrants	As a % of total no. of warrants	As a % of total no. of shares of the company, assuming full conversion of warrants
Held by promoter/promoter group	0	0	0
Held by public	0	0	0
<b>Total</b>	<b>0</b>	<b>0</b>	<b>0</b>
Total paid-up capital of the company, assuming full conversion of warrants and convertible securities		34012800	

For Perfect-Octave Media Projects Limited


*Komal Deshmukh Samant*  
Komal Deshmukh Samant  
AVP-Corporate Affairs & Company Secretary



**Perfect Octave Media Projects Ltd.**

704, Crystal Plaza, Opp. Solitaire Corporate Park, Andheri (East), Mumbai - 400 099.  
Tel.: +91-22-6136 2522 • insyncmusik@gmail.com • www.perfectoctave.com

Statement Showing Shareholding Pattern								
Category code	Category of Shareholder	Number of Shareholders	Table (I)(a)		Total shareholding as a percentage of total number of shares		Shares Pledged or otherwise encumbered	
			Total number of shares	Number of shares held in dematerialized form	As a percentage of (A+B) <sup>1</sup>	As a percentage of (A+B+C)	Number of shares	As a percentage
			(IV)	(V)	(VI)	(VII)	(VIII)	(IX)= (VIII)/(IV)* 100
<b>(A)</b>	<b>Shareholding of Promoter and Promoter Group<sup>2</sup></b>							
<b>1</b>	<b>Indian</b>							
(a)	Individuals/ Hindu Undivided Family	6	10565076	10565076	31.062	31.062	0	0.000
(b)	Central Government/ State Government(s)	0	0	0	0.000	0.000	0	0.000
(c)	Bodies Corporate	2	3383245	3383245	9.947	9.947	0	0.000
(d)	Financial Institutions/ Banks	0	0	0	0.000	0.000	0	0.000
(e)	Any Others(Specify)	0	0	0	0.000	0.000	0	0.000
(e-i)		0	0	0	0.000	0.000	0	0.000
(e-ii)		0	0	0	0.000	0.000	0	0.000
	<b>Sub Total(A)(1)</b>	<b>8</b>	<b>13948321</b>	<b>13948321</b>	<b>41.009</b>	<b>41.009</b>	<b>0</b>	<b>0.000</b>
<b>2</b>	<b>Foreign</b>							
a	Individuals (Non-Residents Individuals/ Foreign Individuals)	0	0	0	0.000	0.000	0	0.000
b	Bodies Corporate	0	0	0	0.000	0.000	0	0.000
c	Institutions	0	0	0	0.000	0.000	0	0.000
d	Qualified Foreign Investor	0	0	0	0.000	0.000	0	0.000
e	Any Others(Specify)	0	0	0	0.000	0.000	0	0.000
e-i		0	0	0	0.000	0.000	0	0.000
e-ii		0	0	0	0.000	0.000	0	0.000
	<b>Sub Total(A)(2)</b>	<b>0</b>	<b>0</b>	<b>0</b>	<b>0.000</b>	<b>0.000</b>	<b>0</b>	<b>0.000</b>
	<b>Total Shareholding of Promoter and Promoter Group (A)= (A)(1)+(A)(2)</b>	<b>8</b>	<b>13948321</b>	<b>13948321</b>	<b>41.009</b>	<b>41.009</b>	<b>0</b>	<b>0.000</b>




<b>(B)</b>	<b>Public shareholding</b>							
<b>1</b>	<b>Institutions</b>							
(a)	Mutual Funds/ UTI	0	0	0	0.000	0.000	0	0.000
(b)	Financial Institutions / Banks	1	3500	0	0.010	0.010	0	0.000
(c)	Central Government/ State Government(s)	0	0	0	0.000	0.000	0	0.000
(d)	Venture Capital Funds	0	0	0	0.000	0.000	0	0.000
(e)	Insurance Companies	0	0	0	0.000	0.000	0	0.000
(f)	Foreign Institutional Investors	2	1308200	1308200	3.846	3.846	0	0.000
(g)	Foreign Venture Capital Investors	0	0	0	0.000	0.000	0	0.000
(h)	Qualified Foreign Investor	0	0	0	0.000	0.000	0	0.000
(i)	Any Other (specify)	0	0	0	0.000	0.000	0	0.000
(i-ii)		0	0	0	0.000	0.000	0	0.000
(i-ii)		0	0	0	0.000	0.000	0	0.000
	<b>Sub-Total (B)(1)</b>	<b>3</b>	<b>1311700</b>	<b>1308200</b>	<b>3.856</b>	<b>3.856</b>	<b>0</b>	<b>0.000</b>
<b>B 2</b>	<b>Non-institutions</b>							
(a)	Bodies Corporate	87	11625105	7403505	34.179	34.179	0	0.000
(b)	Individuals						0	0.000
I	Individuals -i. Individual shareholders holding nominal share capital	4634	1532437	305237	4.505	4.505	0	0.000
II	ii. Individual shareholders holding nominal share capital	43	5256682	4613182	15.455	15.455	0	0.000
(c)	Qualified Foreign Investor	0	0	0	0.000	0.000	0	0.000
(d)	Any Other (specify)				0.000	0.000	0	0.000
(d-i)	Clr-Member	7	38555	38555	0.113	0.113	0	0.000
(d-ii)	NRI	4	300000	0	0.000	0.000	0	0.000
	<b>Sub-Total (B)(2)</b>	<b>4775</b>	<b>18752779</b>	<b>12360479</b>	<b>55.134</b>	<b>55.134</b>	<b>0</b>	<b>0.000</b>
<b>(B)</b>	<b>Total Public Shareholding (B)=</b>	<b>4778</b>	<b>20064479</b>	<b>13668679</b>	<b>58.991</b>	<b>58.991</b>	<b>0</b>	<b>0.000</b>
	<b>TOTAL (A)+(B)</b>	<b>4786</b>	<b>34012800</b>	<b>27617000</b>	<b>100.00</b>	<b>100.00</b>	<b>0</b>	<b>0.000</b>
<b>(C)</b>	<b>Shares held by Custodians and against which</b>							
1	Promoter and Promoter	0	0	0		0.00	0	0.000
2	Public	0	0	0		0.00	0	0.000
	<b>Sub-Total (C)</b>	<b>0</b>	<b>0</b>	<b>0</b>		<b>0</b>	<b>0</b>	<b>0.000</b>
	<b>GRAND TOTAL (A)+(B)</b>	<b>4786</b>	<b>34012800</b>	<b>27617000</b>		<b>100.00</b>	<b>0</b>	<b>0.000</b>




Sr No.	Notes
1	NIL
2	
3	
4	
5	
6	
7	
8	

*[Handwritten signature]*



<b>(I)(b) Statement showing holding of securities (including shares, warrants, convertible securities) of persons belonging to the category "Promoter and Promoter Group"</b>											
Sr.	Name of the shareholder	Details of Shares held		Encumbered shares (*)			Details of warrants		Details of convertible securities		Total shares (including underlying shares assuming full conversion of warrants and convertible securities) as a % of diluted share capital
		Number of shares held	As a % of grand total (A)+(B)+(C)	No.	As a percentage	As a % of grand total (A)+(B)+(C) of sub-clause (I)(a)	Number of warrants held	As a % total number of warrants of the same class	Number of convertible securities held	As a % total number of convertible securities of the same class	
No.											
(I)	(II)	(III)	(IV)	(V)	(VI)=(V)/(III)*100	(VII)	(VIII)	(IX)	(X)	(XI)	(XII)
1	RATISH SHARDCHANDRA TAGDE	5923510	17.416	0	0.00	0.00	0	0	0	0	17.416
2	RAGA CAFE PRIVATE LIMITED	3383245	9.947	0	0.00	0.00	0	0	0	0	9.947
3	RAJNI SHARADCHANDRA TAGDE	2300400	6.763	0	0.00	0.00	0	0	0	0	6.763
4	SHARADCHANDRA VISHWANATH TAGDE	690120	2.029	0	0.00	0.00	0	0	0	0	2.029
5	SEEMA RATISH TAGDE	1549208	4.555	0	0.00	0.00	0	0	0	0	4.555
6	KALYANY RATISH TAGDE	92016	0.271	0	0.00	0.00	0	0	0	0	0.271
7	ATHARVA RATISH TAGDE	9822	0.029	0	0.00	0.00	0	0	0	0	0.029
	<b>TOTAL</b>	<b>13948321</b>	<b>41.009</b>	<b>0</b>	<b>0.00</b>	<b>0.00</b>	<b>0</b>	<b>0</b>	<b>0</b>	<b>0</b>	<b>41.009</b>

[(\*) The term "encumbrance" has the same meaning as assigned to it in regulation 28(3) of the SAST Regulations, 2011



*[Handwritten signature]*

**(l)(c)(i) Statement showing holding of securities (including shares, warrants, convertible securities) of persons belonging to the category "Public" and holding more than 1% of the total number of shares**

Sr. No.	Name of the shareholder	Number of shares held	Shares as a percentage of total number of shares {i.e., Grand Total (A)+(B)+(C) indicated in Statement at para (l)(a) above}	Details of warrants		Details of convertible securities		Total shares (including underlying shares assuming full conversion of warrants and convertible securities) as a % of diluted share capital
				Number of warrants held	As a % total number of warrants of the same class	Number of convertible securities held	% w.r.t total number of convertible securities of the same class	
1	AJITKUMAR JOGENDARPRASAD SINGH	700000	2.058	0	0	0	0	2.058
2	AMRAPALI AADYA TRADING & INVESTMENT	1629772	4.792	0	0	0	0	4.792
3	BLACKGOLD MEDIA ENTERTAINMENT PRIVATE LTD	515133	1.515	0	0	0	0	1.515
4	CAFE 9 MEDIA HUB PRIVATE LIMITED	843480	2.480	0	0	0	0	2.480
5	FALCON EMERGING INDIA FUND	416000	1.223	0	0	0	0	1.223
6	GLOBE CAPITAL MARKET LTD	441890	1.299	0	0	0	0	1.299
7	HYPNOS FUND LIMITED	892200	2.623	0	0	0	0	2.623
8	KOMAL MOHAN DESHMUKH	1298794	3.819	0	0	0	0	3.819
9	SPECTACLE TRADELINK PVT LTD	1692900	4.977	0	0	0	0	4.977
10	SURMANI CONTENT DEVELOPERS PVT LTD	2508700	7.376	0	0	0	0	7.376
11	SURMANI CONTENT DEVELOPERS PVT.LTD.	2134216	6.275	0	0	0	0	6.275
12	VIKRAM CHAWLA	401000	1.179	0	0	0	0	1.179
13	VIOLET MEDIA PRIVATE LIMITED	594939	1.749	0	0	0	0	1.749
<b>TOTAL</b>		<b>14069024</b>	<b>41.364</b>	<b>0</b>	<b>0</b>	<b>0</b>	<b>0</b>	<b>41.364</b>



**(I)(c)(ii) Statement showing holding of securities (including shares, warrants, convertible securities) of persons (together with PAC) belonging to the category "Public" and holding more than 5% of the total number of shares of the company**

Sr. No.	Name(s) of the shareholder(s) and the Persons Acting in Concert (PAC) with them	Number of shares	Shares as a percentage of total number of shares {i.e., Grand Total (A)+(B)+(C) indicated in Statement at para (I)(a) above}	Details of warrants		Details of convertible securities		Total shares (including underlying shares assuming full conversion of warrants and convertible securities) as a % of diluted share capital
				Number of warrants	As a % total number of warrants of the same class	Number of convertible securities held	% w.r.t total number of convertible securities of the same class	
1	SURMANI CONTENT DEVELOPERS PVT LTD	2508700	7.376	0	0	0	0	7.376
2	SURMANI CONTENT DEVELOPERS PVT.LTD.	2134216	6.275	0	0	0	0	6.275
<b>TOTAL</b>		<b>4642916</b>	<b>13.650</b>	<b>0</b>	<b>0</b>	<b>0</b>	<b>0</b>	<b>13.650</b>




*[Handwritten signature]*






(II)(a) Statement showing details of Depository Receipts (DRs)

Sr. No.	Type of outstanding DR (ADRs, GDRs, SDRs, etc.)	Number of outstanding DRs	Number of shares underlying outstanding DRs	Shares underlying outstanding DRs as a percentage of total number of shares {i.e., Grand Total (A)+(B)+(C) indicated in Statement at para (I)(a) above}
	NIL			




**(II)(b) Statement showing holding of Depository Receipts (DRs), where underlying shares held by "promoter/promoter group" are in excess of 1% of the total number of shares**

Sr. No.	Name of the DR Holder	Type of outstanding DR (ADRs, GDRs, SDRs, etc.)	Number of shares underlying outstanding DRs	Shares underlying outstanding DRs as a percentage of total number of shares {i.e., Grand Total (A)+(B)+(C) indicated in Statement at para (I)(a) above}
	NIL			
TOTAL				

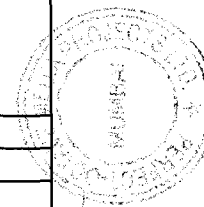


(III)(a) Statement showing the voting pattern of shareholders, if more than one class of shares/securities is issued by the issuer.							
(Give description of voting rights for each class of security)							
		Class X :	NA				
		Class Y :	NA				
		Class Z :	NA				
Category code	Category of Shareholder	Number of Voting Rights held in each class			Total Voting Rights (III+IV+V) (VI)	Total voting rights i.e. (VI)	
		Class X	Class Y	Class Z		As a percentage of (A+B) <sup>1</sup> (VII)	As a percentage of (A+B+C) (VIII)
(I)	(II)	(III)	(IV)	(V)	(VI)	(VII)	(VIII)
(A)	Promoter and Promoter Group						
1	Indian						
(a)	Individuals/ Hindu Undivided Family	Nil	Nil	Nil	Nil	Nil	Nil
(b)	Central Government/ State Government(s)	Nil	Nil	Nil	Nil	Nil	Nil
(c)	Bodies Corporate	Nil	Nil	Nil	Nil	Nil	Nil
(d)	Financial Institutions/ Banks	Nil	Nil	Nil	Nil	Nil	Nil
(e)	Any Others(Specify)	Nil	Nil	Nil	Nil	Nil	Nil
	Sub Total(A)(1)						
	2 Foreign						
a	Individuals (Non-Residents Individuals/ Foreign Individuals)	Nil	Nil	Nil	Nil	Nil	Nil
b	Bodies Corporate	Nil	Nil	Nil	Nil	Nil	Nil
c	Institutions	Nil	Nil	Nil	Nil	Nil	Nil
d	Qualified Foreign Investor	Nil	Nil	Nil	Nil	Nil	Nil
d	Any Others(Specify)	Nil	Nil	Nil	Nil	Nil	Nil
	Sub Total(A)(2)	Nil	Nil	Nil	Nil	Nil	Nil




*(Handwritten signature)*

	Total Shareholding of Promoter and Promoter Group (A)= (A)(1)+(A)(2)	Nil	Nil	Nil	Nil	Nil	Nil
(B)	Public shareholding						
	1 Institutions						
(a)	Mutual Funds/ UTI	Nil	Nil	Nil	Nil	Nil	Nil
(b)	Financial Institutions / Banks	Nil	Nil	Nil	Nil	Nil	Nil
(c)	Central Government/ State Government(s)	Nil	Nil	Nil	Nil	Nil	Nil
(d)	Venture Capital Funds	Nil	Nil	Nil	Nil	Nil	Nil
(e)	Insurance Companies	Nil	Nil	Nil	Nil	Nil	Nil
(f)	Foreign Institutional Investors	Nil	Nil	Nil	Nil	Nil	Nil
(g)	Foreign Venture Capital Investors	Nil	Nil	Nil	Nil	Nil	Nil
(h)	Qualified Foreign Investor- Corporate	Nil	Nil	Nil	Nil	Nil	Nil
(i)	Any Others (Specify)	Nil	Nil	Nil	Nil	Nil	Nil
	Sub-Total (B)(1)						
(2)	Non-institutions						
(a)	Bodies Corporate	Nil	Nil	Nil	Nil	Nil	Nil
(b)	Individuals	Nil	Nil	Nil	Nil	Nil	Nil
I	Individuals -i. Individual shareholders holding nominal share capital up to Rs 1 lakh	Nil	Nil	Nil	Nil	Nil	Nil
II	ii. Individual shareholders holding nominal share capital in excess of Rs. 1 lakh.	Nil	Nil	Nil	Nil	Nil	Nil
(c)	Any Other (specify)	Nil	Nil	Nil	Nil	Nil	Nil
(c-i)	NRI/OCBs	Nil	Nil	Nil	Nil	Nil	Nil
(c-ii)	Clearing Members	Nil	Nil	Nil	Nil	Nil	Nil
(c-iii)	Foreign National	Nil	Nil	Nil	Nil	Nil	Nil
(c-iv)	Foreign Corporate Bodies	Nil	Nil	Nil	Nil	Nil	Nil



	Sub-Total (B)(2)						
(B)	Total Public Shareholding (B)= (B)(1)+(B)(2)						
	TOTAL (A)+(B)						
(C)	Shares held by custodians and against which Depository Receipts have been issued	Nil	Nil	Nil	Nil	Nil	Nil
i	Promoter and Promoter Group	Nil	Nil	Nil	Nil	Nil	Nil
ii	Public	Nil	Nil	Nil	Nil	Nil	Nil
	Total Shares held by custodians and against which Depository Receipts have been issued	Nil	Nil	Nil	Nil	Nil	Nil
	GRAND TOTAL (A)+(B)+(C)	Nil	Nil	Nil	Nil	Nil	Nil

For Perfect-Octave Media Projects Limited

  
 Komal Deshmukh Samant  
 AVP-Corporate Affairs & Company Secretary

