


Introductory sub-table (I)(a)

| | | | |
|--------------------------------------------------------------------------------------------------------------|-------------------------------------|------------------------------------------------------------------|-------------------------------------------------------------------------------------------------------------|
| Name of the Company: Perfect-Octave Media Projects Limited | | | |
| Scrip Code, Name of the scrip, class of security: 521062, OCTAVE, Equity | | | |
| Quarter ended: December 31, 2014 | | | |
| Partly paid-up shares:- | No. of partly paid-up shares | As a % of total no. of partly paid-up shares | As a % of total no. of shares of the company |
| Held by promoter/promoter group | 0 | 0 | 0 |
| Held by public | 0 | 0 | 0 |
| Total | 0 | 0 | 0 |
| Outstanding convertible securities:- No. of outstanding securities | | As a % of total no. of outstanding convertible securities | As a % of total no. of shares of the company, assuming full conversion of the convertible securities |
| Held by promoter/promoter group | 0 | 0 | 0 |
| Held by public | 0 | 0 | 0 |
| Total | 0 | 0 | 0 |
| Warrants:- | No. of warrants | As a % of total no. of warrants | As a % of total no. of shares of the company, assuming full conversion of warrants |
| Held by promoter/promoter group | 0 | 0 | 0 |
| Held by public | 0 | 0 | 0 |
| Total | 0 | 0 | 0 |
| Total paid-up capital of the company, assuming full conversion of warrants and convertible securities | 34700100 | | |


For, Perfect-Octave Media Projects Limited

Komal Deshmukh-Samant
Komal Deshmukh-Samant

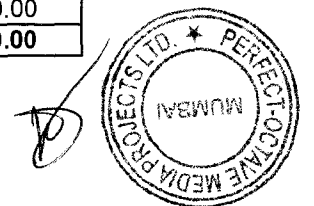
AVP-Corporate Affairs and Company Secretary




| Statement Showing Shareholding Pattern | | | | | | | | |
|----------------------------------------|--------------------------------------------------------------|------------------------|------------------------|----------------------------------------------|--------------------------------------------------------------|----------------------------|----------------------------------------|--------------------------|
| Table (I)(a) | | | | | | | | |
| Category code | Category of Shareholder | Number of Shareholders | Total number of shares | Number of shares held in dematerialized form | Total shareholding as a percentage of total number of shares | | Shares Pledged or otherwise encumbered | |
| | | | | | As a percentage of(A+B) ¹ | As a percentage of (A+B+C) | Number of shares | As a percentage |
| (I) | (II) | (III) | (IV) | (V) | (VI) | (VII) | (VIII) | (IX)= (VIII)/(IV)*100 |
| (A) | Shareholding of Promoter and | | | | | | | |
| 1 | Indian | | | | | | | |
| (a) | Individuals/ Hindu Undivided Family | 9 | 10907024 | 10907024 | 31.43 | 31.43 | 0 | 0.00 |
| (b) | Central Government/ State Government(s) | 0 | 0 | 0 | 0.00 | 0.00 | 0 | 0.00 |
| (c) | Bodies Corporate | 4 | 3548045 | 3548045 | 10.22 | 10.22 | 0 | 0.00 |
| (d) | Financial Institutions/ Banks | 0 | 0 | 0 | 0.00 | 0.00 | 0 | 0.00 |
| (e) | Any Others(Specify) | 0 | 0 | 0 | 0.00 | 0.00 | 0 | 0.00 |
| (e-i) | | 0 | 0 | 0 | 0.00 | 0.00 | 0 | 0.00 |
| (e-ii) | | 0 | 0 | 0 | 0.00 | 0.00 | 0 | 0.00 |
| | Sub Total(A)(1) | 13 | 14455069 | 14455069 | 41.66 | 41.66 | 0 | 0.00 |
| 2 | Foreign | | | | | | | |
| a | Individuals (Non-Residents Individuals/ Foreign Individuals) | 0 | 0 | 0 | 0.00 | 0.00 | 0 | 0.00 |
| b | Bodies Corporate | 0 | 0 | 0 | 0.00 | 0.00 | 0 | 0.00 |
| c | Institutions | 0 | 0 | 0 | 0.00 | 0.00 | 0 | 0.00 |
| d | Qualified Foreign Investor | 0 | 0 | 0 | 0.00 | 0.00 | 0 | 0.00 |
| e | Any Others(Specify) | 0 | 0 | 0 | 0.00 | 0.00 | 0 | 0.00 |
| e-i | | 0 | 0 | 0 | 0.00 | 0.00 | 0 | 0.00 |
| e-ii | | 0 | 0 | 0 | 0.00 | 0.00 | 0 | 0.00 |
| | Sub Total(A)(2) | 0 | 0 | 0 | 0.00 | 0.00 | 0 | 0.00 |




| | | | | | | | | |
|------------|---------------------------------------------------------------------------------------|-------------|-----------------|-----------------|--------------|--------------|----------|-------------|
| | Total Shareholding of Promoter and Promoter Group (A)= (A)(1)+(A)(2) | 13 | 14455069 | 14455069 | 41.66 | 41.66 | 0 | 0 |
| (B) | Public shareholding | | | | | | | |
| 1 | Institutions | | | | | | | |
| (a) | Mutual Funds/ UTI | 0 | 0 | 0 | 0.00 | 0.00 | 0 | 0.00 |
| (b) | Financial Institutions / Banks | 1 | 3500 | 0 | 0.01 | 0.01 | 0 | 0.00 |
| (c) | Central Government/ State Government(s) | 0 | 0 | 0 | 0.00 | 0.00 | 0 | 0.00 |
| (d) | Venture Capital Funds | 0 | 0 | 0 | 0.00 | 0.00 | 0 | 0.00 |
| (e) | Insurance Companies | 0 | 0 | 0 | 0.00 | 0.00 | 0 | 0.00 |
| (f) | Foreign Institutional Investors | 3 | 3819114 | 3819114 | 11.01 | 11.01 | 0 | 0.00 |
| (g) | Foreign Venture Capital Investors | 0 | 0 | 0 | 0.00 | 0.00 | 0 | 0.00 |
| (h) | Qualified Foreign Investor | 0 | 0 | 0 | 0.00 | 0.00 | 0 | 0.00 |
| (i) | Any Other (specify) | 0 | 0 | 0 | 0.00 | 0.00 | 0 | 0.00 |
| (i-ii) | | 0 | 0 | 0 | 0.00 | 0.00 | 0 | 0.00 |
| (i-ii) | | 0 | 0 | 0 | | | 0 | 0.00 |
| | Sub-Total (B)(1) | 4 | 3822614 | 3819114 | 11.02 | 11.02 | 0 | 0.00 |
| B 2 | Non-institutions | | | | | | | |
| (a) | Bodies Corporate | 78 | 9979704 | 5759904 | 28.76 | 28.76 | 0 | 0.00 |
| (b) | Individuals | | | | | | | |
| I | Individuals -i. Individual shareholders holding nominal share capital up to Rs 1 lakh | 4584 | 1499146 | 290546 | 4.32 | 4.32 | 0 | 0.00 |
| II | ii. Individual shareholders holding nominal share capital in excess of Rs. 1 lakh. | 39 | 3957780 | 3314280 | 11.41 | 11.41 | 0 | 0.00 |
| (c) | Qualified Foreign Investor | 0 | 0 | 0 | 0.00 | 0.00 | 0 | 0.00 |
| (d) | Any Other (specify) | | | | 0.00 | 0.00 | 0 | 0.00 |
| (d-i) | NRI | 4 | 300000 | 0 | 0.86 | 0.86 | 0 | 0.00 |
| (d-ii) | Clr Mem | 8 | 685787 | 685787 | 1.98 | 1.98 | 0 | 0.00 |
| | Sub-Total (B)(2) | 4713 | 16422417 | 10050517 | 47.33 | 47.33 | 0 | 0.00 |



| | | | | | | | | |
|-----|-------------------------------------------------------------------------------------------------|-------------|-----------------|-----------------|---------------|---------------|----------|-------------|
| | | | | | | | | |
| (B) | Total Public Shareholding (B)= (B)(1)+(B)(2) | 4717 | 20245031 | 13869631 | 58.34 | 58.34 | 0 | 0.00 |
| | TOTAL (A)+(B) | 4730 | 34700100 | 28324700 | 100.00 | 100.00 | 0 | 0.00 |
| (C) | Shares held by Custodians and against which Depository Receipts have been issued | | | | | | | |
| 1 | Promoter and Promoter Group | 0 | 0 | 0 | 0 | 0.00 | 0 | 0.00 |
| 2 | Public | 0 | 0 | 0 | 0 | 0.00 | 0 | 0.00 |
| | Sub-Total (C) | 0 | 0 | 0 | 0 | 0 | 0 | 0.00 |
| | GRAND TOTAL (A)+(B)+(C) | 4730 | 34700100 | 28324700 | | 100.00 | 0 | 0.00 |




| Sr No. | Notes |
|--------|--------------------------------------------------------------------------------------------------------|
| 1 | Allotment of 687300 equity shares of the face value of Rs. 10/- each at a price of Rs. 20/- per share. |
| | |
| | |
| | |
| | |
| | |
| | |
| | |
| | |
| | |
| | |




(l)(c)(i) Statement showing holding of securities (including shares, warrants, convertible securities) of persons belonging to the category "Public" and holding more than 1% of the total number of shares

| Sr. No. | Name of the shareholder | Number of shares held | Shares as a percentage of total number of shares {i.e., Grand Total (A)+(B)+(C) indicated in Statement at para (l)(a) above} | Details of warrants | | Details of convertible securities | | Total shares (including underlying shares assuming full conversion of warrants and convertible securities) as a % of diluted share capital |
|--------------|------------------------------------|-----------------------|------------------------------------------------------------------------------------------------------------------------------|-------------------------|---------------------------------------------------|---------------------------------------|------------------------------------------------------------------|--------------------------------------------------------------------------------------------------------------------------------------------|
| | | | | Number of warrants held | As a % total number of warrants of the same class | Number of convertible securities held | % w.r.t total number of convertible securities of the same class | |
| 1 | AJITKUMAR JOGENDARPRASAD SINGH | 700000 | 2.02 | 0 | 0 | 0 | 0 | 2.02 |
| 2 | AMRAPALI AADYA TRADING INVESTMENT | 613271 | 1.77 | 0 | 0 | 0 | 0 | 1.77 |
| 3 | ANCIENT EDUCATION PRIVATE LIMITED | 626841 | 1.81 | 0 | 0 | 0 | 0 | 1.81 |
| 4 | ASPIRE EMERGING FUND | 1725000 | 4.97 | 0 | 0 | 0 | 0 | 4.97 |
| 5 | CAFE 9 MEDIA HUB PRIVATE LIMITED | 443480 | 1.28 | 0 | 0 | 0 | 0 | 1.28 |
| 6 | GLOBE CAPITAL MARKET LTD | 440676 | 1.27 | 0 | 0 | 0 | 0 | 1.27 |
| 7 | HYPNOS FUND LIMITED | 1579114 | 4.55 | 0 | 0 | 0 | 0 | 4.55 |
| 8 | LEMAN DIVERSIFIED FUND | 515000 | 1.48 | 0 | 0 | 0 | 0 | 1.48 |
| 9 | RUTMARG COMMERCIALS PVT LTD | 2822222 | 8.13 | 0 | 0 | 0 | 0 | 8.13 |
| 10 | SPECTACLE TRADELINK PVT LTD | 1492900 | 4.30 | 0 | 0 | 0 | 0 | 4.30 |
| 11 | SURMANI CONTENT DEVELOPERS PVT LTD | 2508700 | 7.23 | 0 | 0 | 0 | 0 | 7.23 |
| | | | | | | | | |
| TOTAL | | 13467204 | 38.81 | 0 | 0 | 0 | 0 | 38.81 |




(I)(c)(ii) Statement showing holding of securities (including shares, warrants, convertible securities) of persons (together with PAC) belonging to the category "Public" and holding more than 5% of the total number of shares of the company

| Sr. No. | Name(s) of the shareholder(s) and the Persons Acting in Concert (PAC) with them | Number of shares | Shares as a percentage of total number of shares {i.e., Grand Total (A)+(B)+(C) indicated in Statement at para (I)(a) above} | Details of warrants | | Details of convertible securities | | Total shares (including underlying shares assuming full conversion of warrants and convertible securities) as a % of diluted share capital |
|--------------|---------------------------------------------------------------------------------|------------------|------------------------------------------------------------------------------------------------------------------------------|---------------------|---------------------------------------------------|---------------------------------------|------------------------------------------------------------------|--------------------------------------------------------------------------------------------------------------------------------------------|
| | | | | Number of warrants | As a % total number of warrants of the same class | Number of convertible securities held | % w.r.t total number of convertible securities of the same class | |
| 1 | RUTMARG COMMERCIALS PVT LTD | 2822222 | 8.13 | 0 | 0 | 0 | 0 | 8.13 |
| 2 | SURMANI CONTENT DEVELOPERS PVT LTD | 2508700 | 7.23 | 0 | 0 | 0 | 0 | 7.23 |
| | | | | | | | | |
| | | | | | | | | |
| | | | | | | | | |
| | | | | | | | | |
| TOTAL | | 5330922 | 15.36 | 0 | 0 | 0 | 0 | 15.36 |




(l)(d) Statement showing details of locked-in shares

| Sr. No. | Name of the shareholder | Number of locked-in shares | Locked-in shares as a percentage of total number of shares {i.e., Grand Total (A)+(B)+(C) indicated in Statement at para (l)(a) above} |
|--------------|------------------------------------|----------------------------|----------------------------------------------------------------------------------------------------------------------------------------|
| 1 | BHARAT GADA | 125000 | 0.36 |
| 2 | ISLAND MEDIA AND ENT. PVT LTD. | 25000 | 0.07 |
| 3 | PERFECT COMPANY ADVICE PVT LTD | 26300 | 0.08 |
| 4 | PRANAV SUMARIA | 25000 | 0.07 |
| 5 | RAGA CAFE LLP | 138500 | 0.40 |
| 6 | RATISH SHARADCHANDRA TAGDE | 227500 | 0.66 |
| 7 | SEEMA RATISH TAGDE | 85000 | 0.24 |
| 8 | SHARADCHANDRA VISHWANATH TAGDE | 25000 | 0.07 |
| 9 | SWASTIK LEGAL CONSULTANTS PVT. LTD | 10000 | 0.03 |
| | | | |
| | | | |
| TOTAL | | 687300 | 1.98 |



(II)(a) Statement showing details of Depository Receipts (DRs)

| Sr. No. | Type of outstanding DR (ADRs, GDRs, SDRs, etc.) | Number of outstanding DRs | Number of shares underlying outstanding DRs | Shares underlying outstanding DRs as a percentage of total number of shares {i.e., Grand Total (A)+(B)+(C) indicated in Statement at para (I)(a) above} |
|---------|-------------------------------------------------|---------------------------|---------------------------------------------|---------------------------------------------------------------------------------------------------------------------------------------------------------|
| | N.A | 0 | 0 | 0.00 |
| | | | | |
| | | | | |
| | | | | |
| | | | | |
| | | | | |
| | | | | |
| | | | | |
| | | | | |
| | | | | |
| TOTAL | | 0 | 0 | 0.00 |

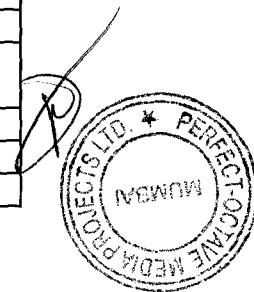


(II)(b) Statement showing holding of Depository Receipts (DRs), where underlying shares held by "promoter/promoter group" are in excess of 1% of the total number of shares

| Sr. No. | Name of the DR Holder | Type of outstanding DR (ADRs, GDRs, SDRs, etc.) | Number of shares underlying outstanding DRs | Shares underlying outstanding DRs as a percentage of total number of shares {i.e., Grand Total (A)+(B)+(C) indicated in Statement at para (I)(a) above} |
|--------------|-----------------------|-------------------------------------------------|---------------------------------------------|---------------------------------------------------------------------------------------------------------------------------------------------------------|
| 1 | 0 | 0 | 0 | 0 |
| | | | | |
| | | | | |
| | | | | |
| | | | | |
| | | | | |
| | | | | |
| | | | | |
| | | | | |
| | | | | |
| | | | | |
| | | | | |
| | | | | |
| | | | | |
| | | | | |
| | | | | |
| | | | | |
| | | | | |
| | | | | |
| | | | | |
| TOTAL | | 0 | 0 | 0 |



| (III)(a) Statement showing the voting pattern of shareholders, if more than one class of shares/securities is issued by the issuer. | | | | | | | |
|--------------------------------------------------------------------------------------------------------------------------------------------|--------------------------------------------------------------|---------------------------------|---------|---------|--------------------------------|--------------------------------------|----------------------------|
| (Give description of voting rights for each class of security) | | | | | | | |
| | | Class X : | NA | | | | |
| | | Class Y : | NA | | | | |
| | | Class Z : | NA | | | | |
| Category code | Category of Shareholder | Number of Voting Rights held in | | | Total Voting Rights (III+IV+V) | Total voting rights i.e. (VI) | |
| | | Class X | Class Y | Class Z | | As a percentage of(A+B) ¹ | As a percentage of (A+B+C) |
| (I) | (II) | (III) | (IV) | (V) | (VI) | (VII) | (VIII) |
| (A) | Promoter and Promoter Group | | | | | | |
| 1 | Indian | | | | | | |
| (a) | Individuals/ Hindu Undivided Family | Nil | Nil | Nil | Nil | Nil | Nil |
| (b) | Central Government/ State Government(s) | Nil | Nil | Nil | Nil | Nil | Nil |
| (c) | Bodies Corporate | Nil | Nil | Nil | Nil | Nil | Nil |
| (d) | Financial Institutions/ Banks | Nil | Nil | Nil | Nil | Nil | Nil |
| (e) | Any Others(Specify) | Nil | Nil | Nil | Nil | Nil | Nil |
| | Sub Total(A)(1) | | | | | | |
| 2 | Foreign | | | | | | |
| a | Individuals (Non-Residents Individuals/ Foreign Individuals) | Nil | Nil | Nil | Nil | Nil | Nil |
| b | Bodies Corporate | Nil | Nil | Nil | Nil | Nil | Nil |
| c | Institutions | Nil | Nil | Nil | Nil | Nil | Nil |
| d | Qualified Foreign Investor | Nil | Nil | Nil | Nil | Nil | Nil |
| d | Any Others(Specify) | Nil | Nil | Nil | Nil | Nil | Nil |
| | Sub Total(A)(2) | Nil | Nil | Nil | Nil | Nil | Nil |



| | | | | | | | |
|--------|---------------------------------------------------------------------------------------|-----|-----|-----|-----|-----|-----|
| | Total Shareholding of Promoter and Promoter Group (A)= (A)(1)+(A)(2) | Nil | Nil | Nil | Nil | Nil | Nil |
| (B) | Public shareholding | | | | | | |
| 1 | Institutions | | | | | | |
| (a) | Mutual Funds/ UTI | Nil | Nil | Nil | Nil | Nil | Nil |
| (b) | Financial Institutions / Banks | Nil | Nil | Nil | Nil | Nil | Nil |
| (c) | Central Government/ State Government(s) | Nil | Nil | Nil | Nil | Nil | Nil |
| (d) | Venture Capital Funds | Nil | Nil | Nil | Nil | Nil | Nil |
| (e) | Insurance Companies | Nil | Nil | Nil | Nil | Nil | Nil |
| (f) | Foreign Institutional Investors | Nil | Nil | Nil | Nil | Nil | Nil |
| (g) | Foreign Venture Capital Investors | Nil | Nil | Nil | Nil | Nil | Nil |
| (h) | Qualified Foreign Investor-Corporate | Nil | Nil | Nil | Nil | Nil | Nil |
| (i) | Any Others(Specify) | Nil | Nil | Nil | Nil | Nil | Nil |
| | Sub-Total (B)(1) | | | | | | |
| (2) | Non-institutions | | | | | | |
| (a) | Bodies Corporate | Nil | Nil | Nil | Nil | Nil | Nil |
| (b) | Individuals | Nil | Nil | Nil | Nil | Nil | Nil |
| I | Individuals -i. Individual shareholders holding nominal share capital up to Rs 1 lakh | Nil | Nil | Nil | Nil | Nil | Nil |
| II | ii. Individual shareholders holding nominal share capital in excess of Rs. 1 lakh. | Nil | Nil | Nil | Nil | Nil | Nil |
| (c) | Any Other (specify) | Nil | Nil | Nil | Nil | Nil | Nil |
| (c-i) | NRI/OCBs | Nil | Nil | Nil | Nil | Nil | Nil |
| (c-ii) | Clearing Members | Nil | Nil | Nil | Nil | Nil | Nil |



| | | | | | | | |
|---------|----------------------------------------------------------------------------------------------|-----|-----|-----|-----|-----|-----|
| (c-iii) | Foreign National | Nil | Nil | Nil | Nil | Nil | Nil |
| (c-iv) | Foreign Corporate Bodies | Nil | Nil | Nil | Nil | Nil | Nil |
| | Sub-Total (B)(2) | | | | | | |
| (B) | Total Public Shareholding (B)= (B)(1)+(B)(2) | | | | | | |
| | TOTAL (A)+(B) | | | | | | |
| (C) | Shares held by custodians and against which Depository Receipts have been issued | Nil | Nil | Nil | Nil | Nil | Nil |
| i | Promoter and Promoter Group | Nil | Nil | Nil | Nil | Nil | Nil |
| ii | Public | Nil | Nil | Nil | Nil | Nil | Nil |
| | Total Shares held by custodians and against which Depository Receipts have been issued | Nil | Nil | Nil | Nil | Nil | Nil |
| | GRAND TOTAL (A)+(B)+(C) | Nil | Nil | Nil | Nil | Nil | Nil |

For Perfect-Octave Media Projects Limited


Komal Deshmukh-Samant
 AVP-Corporate Affairs and Company Secretary

